

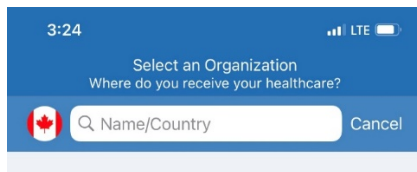
How to Sign Up for the New MyChart Using the Mobile App

This handout offers you information on how to sign up for the new MyChart using the mobile app when you do not have an appointment at Scarborough Health Network.

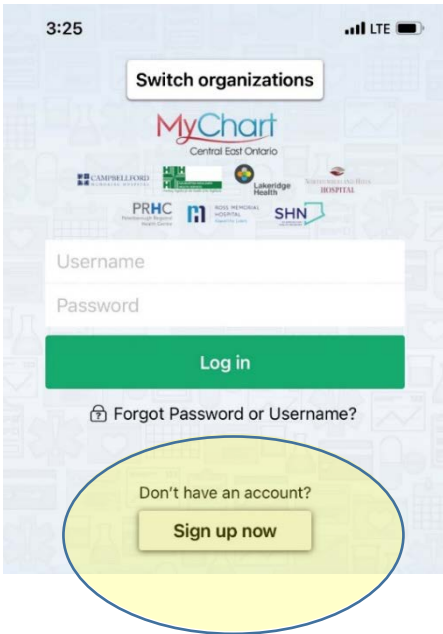
1. Download the MyChart app for your Apple or Android device from the App Store or Google Play Store.



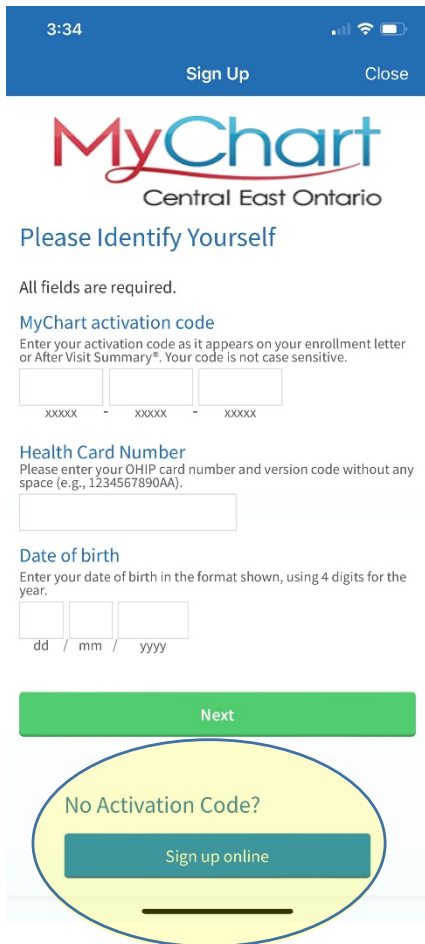
2. Select MyChart Central East Ontario



3. Click "Sign Up Now"



4. Click "Sign up online"



5. Complete the form to request an Activation Code. It may take up to 1 week to receive this Activation Code by text, email or mailed letter.

The screenshot shows a mobile app interface for MyChart Central East Ontario. At the top, there is a blue header with 'Sign Up' and 'Close' buttons. Below the header is the MyChart logo and the text 'Central East Ontario'. The main heading is 'Request an Activation Code'. A paragraph of text explains that the user needs to fill in the form to process their request for a MyChart account, and that it may take up to 1 week to receive the activation code. Below the text is a legend: '* Indicates a required field'. The form consists of several fields: 'Name' (with sub-fields for 'First name' and 'Last name'), 'Address' (with sub-fields for 'Country' and 'Street Address'). The 'Country' field is pre-filled with 'Canada'. There are red asterisks next to the 'First name', 'Last name', 'Country', and 'Street Address' fields to indicate they are required.

6. Once you receive your Activation Code, go to the MyChart App to complete registration.
7. Click on 'sign up now' under 'New User'.

The screenshot shows the MyChart Central East Ontario login screen. At the top, there is a blue header with 'Switch organizations' and the MyChart logo. Below the header are logos for various hospitals: Campbellford Hospital, PRHC, Ross Memorial Hospital, Shennecossett Hospital, and St. Joseph's Hospital. The main form has two input fields: 'Username' and 'Password'. Below the fields is a green 'Log in' button. Underneath the 'Log in' button is a link: 'Forgot Password or Username?'. At the bottom, there is a yellow oval containing the text 'Don't have an account?' and a button labeled 'Sign up now'.

8. Fill in the information asked for under 'Please Identify Yourself'. This includes your Activation Code, your Health Card Number, and your date of birth. This is needed to complete your sign up for MyChart.

4:12 Sign Up Close

MyChart
Central East Ontario

Please Identify Yourself

All fields are required.

MyChart activation code
Enter your activation code as it appears on your enrollment letter or After Visit Summary*. Your code is not case sensitive.

XXXXX - XXXXX - XXXXX

Health Card Number
Please enter your OHIP card number and version code without any space (e.g., 1234567890AA).

Date of birth
Enter your date of birth in the format shown, using 4 digits for the year.

dd / mm / yyyy

Next

No Activation Code?

Sign up online

Creating a MyChart account for a patient aged 0-13 years old

The parent or legal guardian of the patient must first create a MyChart account for themselves following the steps above. Once the account has been created, the parent or guardian must then call MyChart Support at 1-833-789-3742 to request an account be created for the child (NOTE - they will need to provide the child's Health Card Number at that time).

Last reviewed: March 2022